

ACI Racing Weekend Pergusa, 8-9 Giugno 2024

TCR Italy DSG - Classifica Race 1

Laps 12 = 59,400 km - Avg 119,329 km/h - Race Time 29'52.013

Pergusa 4.950 m

No.	Driver	Nat	Entrant	Team	Car	Class	Laps	Time	Gap	Rel.	Fastest Lap
1	139 VERDI Luca	ITA	Verdi Luca	Planet Motorsport	Audi RS3 DSG	UU	12	29'52.013		8	1'44.532
2	174 ALCIDI Alessandro	ITA	Alcidi Alessandro	Tuder Motorsport	Volkswagen Golf DSG		12	29'53.411	1.398	1.398	12 1'45.160
3	131 SILVESTRINI Paolo Maria	ITA	Silvestrini Paolo Maria	Progetto E20	Audi RS3 DSG		12	29'53.696	1.683	0.285	12 1'45.030
4	184 LANCELLOTTI Mattia	ITA	Lancellotti Mattia		Cupra Leon	UU	12	29'54.413	2.400	0.717	11 1'45.262
5	123 ANTONELLO Fabio	ITA	Antonello Fabio	RC Motorsport	Cupra Leon	MA	12	30'14.103	22.090	19.690	10 1'47.303
6	178 BERTON Alessandro	ITA	Berton Alessandro		Cupra Leon	MA	12	30'16.264	24.251	2.161	11 1'47.667
7	119 PALANTI Paolo	ITA	Aikoa Racing	Aikoa Racing	Audi RS3 DSG	MA	12	30'19.779	27.766	3.515	12 1'47.095
8	102 FANTILLI Giorgio	ITA	Fantilli Giorgio		Cupra Leon	MA	12	30'22.272	30.259	2.493	11 1'47.822
9	129 DAMANTE Emilio	ITA	Damante Emilio		Cupra Leon		12	30'22.833	30.820	0.561	11 1'48.393
10	167 FAZIOLI Andrea	ITA	Fazioli Andrea	Brothers in Arms	Cupra Leon	MA	12	31'51.139	1'59.126	1'28.306	9 1'47.712
11	191 FRANCA Luca	ITA	Aikoa Racing	Aikoa Racing	Audi RS3 DSG		11	29'55.029	1 Lap	1 Lap	11 1'42.572
----- Not Classified -----											
RET	108 MUCCIO Ezio	ITA	Muccio Ezio		Volkswagen Golf DSG		7	21'08.624	5 Laps		7 1'46.377
RET	107 MARINO Angelo	ITA	Marino Angelo	AC Racing	Audi RS3 DSG		5	17'11.202	7 Laps		2 2'39.589
RET	111 ROCCADELLI Matteo	ITA	Roccadelli Matteo		Cupra Leon	UU	0				

Starting: 14 Classified: 11 Not Classified: 0 Retired: 3 Not Started: 0
 Fastest Lap N. 11 No. 191 Luca Franca Time 1'42.572 Avg. 173,732 Km/h

Humidity:	28%	AIR	30°C
Condition:	DRY	Track	39°C

Stewards : Ronny Guarini Graziella Arberi Rino Mastronardi

09/06/2024 Start 10:19 End 10:51

Powered by FICr PERUGIA TIMING





Pergusa 4.950 m

ACI Racing Weekend Pergusa, 8-9 Giugno 2024

TCR Italy DSG - Classifica Master Race 1

Laps 12 = 59,400 km - Avg 117,876 km/h - Race Time 30'14.103

No.	Driver	Nat	Entrant	Team	Car	Class	Laps	Time	Gap	Rel.	Fastest Lap	
1	123 ANTONELLO Fabio	ITA	Antonello Fabio	RC Motorsport	Cupra Leon	MA	12	30'14.103		10	1'47.303	
2	178 BERTON Alessandro	ITA	Berton Alessandro		Cupra Leon	MA	12	30'16.264	2.161	2.161	11	1'47.667
3	119 PALANTI Paolo	ITA	Aikoa Racing	Aikoa Racing	Audi RS3 DSG	MA	12	30'19.779	5.676	3.515	12	1'47.095
4	102 FANTILLI Giorgio	ITA	Fantilli Giorgio		Cupra Leon	MA	12	30'22.272	8.169	2.493	11	1'47.822
5	167 FAZIOLI Andrea	ITA	Fazioli Andrea	Brothers in Arms	Cupra Leon	MA	12	31'51.139	1'37.036	1'28.867	9	1'47.712

Starting: 5 Classified: 5 Not Classified: 0 Retired: 0 Not Started: 0

Fastest Lap N. 12 No. 119 Paolo Palanti Time 1'47.095 Avg. 166,394 Km/h

Humidity:	28%	AIR	30°C
Condition:	DRY	Track	39°C

Clerk of the Course : Graziano Basile

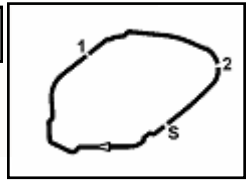
Race Director : Gianluca Marotta

	Start	End
09/06/2024	10:19	10:51





5.3



Pergusa 4.950 m

ACI Racing Weekend Pergusa, 8-9 Giugno 2024

TCR Italy DSG - Classifica Under Race 1

Laps 12 = 59,400 km - Avg 119,329 km/h - Race Time 29'52.013

No.	Driver	Nat	Entrant	Team	Car	Class	Laps	Time	Gap	Rel.	Fastest Lap
1	139 VERDI Luca	ITA	Verdi Luca	Planet Motorsport	Audi RS3 DSG	UU	12	29'52.013		8	1'44.532
2	184 LANCELLOTTI Mattia	ITA	Lancellotti Mattia		Cupra Leon	UU	12	29'54.413	2.400	2.400	11 1'45.262
----- Not Classified -----											
RET	111 ROCCADELLI Matteo	ITA	Roccadelli Matteo		Cupra Leon	UU	0				

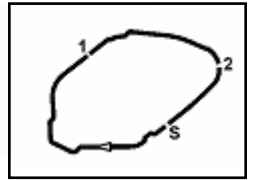
Starting: 3 Classified: 2 Not Classified: 0 Retired: 1 Not Started: 0
Fastest Lap N. 8 No. 139 Luca Verdi Time 1'44.532 Avg. 170,474 Km/h

Humidity:	28%	AIR	30°C
Condition:	DRY	Track	39°C

Clerk of the Course : Graziano Basile

Race Director : Gianluca Marotta

09/06/2024 Start 10:19 End 10:51



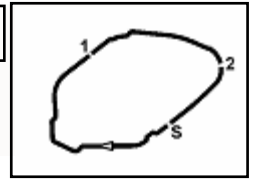
Pergusa 4.950 m

ACI Racing Weekend Pergusa, 8-9 Giugno 2024
TCR Italy DSG - Contagiri Race 1

		Lap											
		1	2	3	4	5	6	7	8	9	10	11	12
1	139	139	139	139	139	139	139	139	139	139	139	139	139
2	174	174	174	174	174	174	174	174	174	174	174	174	174
3	184	184	184	184	184	184	184	184	184	184	131	131	131
4	107	107	107	191	191	131	131	131	131	184	184	184	184
5	191	191	191	131	131	191	108	123	123	123	123	123	123
6	131	131	131	108	108	108	123	178	178	178	178	178	178
7	123	108	108	123	123	123	178	167	167	129	129	119	119
8	108	123	123	178	178	178	167	129	129	119	119	102	102
9	178	178	178	167	167	167	129	119	119	102	102	129	129
10	167	167	167	129	129	129	119	102	102	167	167	167	167
11	129	129	129	119	119	119	102	191	191	191	191		
12	119	119	119	102	102	102	191						
13	102	102	102	107	107								

Final Result		
1	139	VERDI L. Laps 12
2	174	ALCIDI A. 1.398
3	131	SILVESTRINI P. 1.683
4	184	LANCELLOTTI M. 2.400
5	123	ANTONELLO F. 22.090
6	178	BERTON A. 24.251
7	119	PALANTI P. 27.766
8	102	FANTILLI G. 30.259
9	129	DAMANTE E. 30.820
10	167	FAZIOLI A. 1'59.126
11	191	FRANCA L. 1 Lap
RET	108	MUCCIO E. 5 Laps
RET	107	MARINO A. 7 Laps
RET	111	ROCCADELLI M.





ACI Racing Weekend Pergusa, 8-9 Giugno 2024

TCR Italy DSG - Best Sectors & Speed Race 1

RESULTS

1	139 VERDI Luca	Audi RS3 DSG	Laps 12
2	174 ALCIDI Alessandro	Volkswagen Golf DSG	1.398
3	131 SILVESTRINI Paolo Maria	Audi RS3 DSG	1.683
4	184 LANCELLOTTI Mattia	Cupra Leon	2.400
5	123 ANTONELLO Fabio	Cupra Leon	22.090
6	178 BERTON Alessandro	Cupra Leon	24.251
7	119 PALANTI Paolo	Audi RS3 DSG	27.766
8	102 FANTILLI Giorgio	Cupra Leon	30.259
9	129 DAMANTE Emilio	Cupra Leon	30.820
10	167 FAZIOLI Andrea	Cupra Leon	1'59.126
11	191 FRANCA Luca	Audi RS3 DSG	1 Lap
RET	108 MUCCIO Ezio	Volkswagen Golf DSG	5 Laps
RET	107 MARINO Angelo	Audi RS3 DSG	7 Laps
RET	111 ROCCAPELLI Matteo	Cupra Leon	

SPEED

1	191 FRANCA Luca	Audi RS3 DSG	242,7
2	139 VERDI Luca	Audi RS3 DSG	240,0
3	131 SILVESTRINI Paolo Maria	Audi RS3 DSG	239,5
4	108 MUCCIO Ezio	Volkswagen Golf DSG	238,9
5	107 MARINO Angelo	Audi RS3 DSG	238,4
6	184 LANCELLOTTI Mattia	Cupra Leon	237,4
7	119 PALANTI Paolo	Audi RS3 DSG	236,3
8	123 ANTONELLO Fabio	Cupra Leon	236,3
9	167 FAZIOLI Andrea	Cupra Leon	235,8
10	174 ALCIDI Alessandro	Volkswagen Golf DSG	235,8
11	178 BERTON Alessandro	Cupra Leon	235,3
12	129 DAMANTE Emilio	Cupra Leon	233,3
13	102 FANTILLI Giorgio	Cupra Leon	232,8

SEG. 1

1	191 FRANCA Luca	39.659
2	139 VERDI Luca	39.766
3	174 ALCIDI Alessandro	40.012
4	184 LANCELLOTTI Mattia	40.014
5	131 SILVESTRINI Paolo Maria	40.189
6	178 BERTON Alessandro	40.425
7	102 FANTILLI Giorgio	40.579
8	129 DAMANTE Emilio	40.727
9	119 PALANTI Paolo	40.729
10	167 FAZIOLI Andrea	40.806
11	123 ANTONELLO Fabio	40.977
12	108 MUCCIO Ezio	41.086
13	107 MARINO Angelo	41.378
14	111 ROCCAPELLI Matteo	48.787

SEG. 2

1	191 FRANCA Luca	32.153
2	131 SILVESTRINI Paolo Maria	32.876
3	174 ALCIDI Alessandro	33.171
4	184 LANCELLOTTI Mattia	33.181
5	107 MARINO Angelo	33.363
6	139 VERDI Luca	33.376
7	108 MUCCIO Ezio	33.569
8	119 PALANTI Paolo	33.652
9	123 ANTONELLO Fabio	34.336
10	178 BERTON Alessandro	34.624
11	167 FAZIOLI Andrea	34.734
12	129 DAMANTE Emilio	34.816
13	102 FANTILLI Giorgio	34.966
14	111 ROCCAPELLI Matteo	34.985

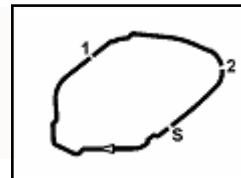
SEG. 3

1	191 FRANCA Luca	14.550
2	131 SILVESTRINI Paolo Maria	14.676
3	139 VERDI Luca	14.713
4	184 LANCELLOTTI Mattia	14.813
5	108 MUCCIO Ezio	14.834
6	107 MARINO Angelo	14.980
7	174 ALCIDI Alessandro	14.990
8	119 PALANTI Paolo	15.021
9	102 FANTILLI Giorgio	15.021
10	167 FAZIOLI Andrea	15.037
11	123 ANTONELLO Fabio	15.043
12	178 BERTON Alessandro	15.057
13	129 DAMANTE Emilio	15.106

SEG. 4

1	191 FRANCA Luca	16.210
2	184 LANCELLOTTI Mattia	16.325
3	174 ALCIDI Alessandro	16.513
4	131 SILVESTRINI Paolo Maria	16.636
5	139 VERDI Luca	16.677
6	123 ANTONELLO Fabio	16.736
7	108 MUCCIO Ezio	16.888
8	167 FAZIOLI Andrea	17.135
9	119 PALANTI Paolo	17.143
10	178 BERTON Alessandro	17.161
11	102 FANTILLI Giorgio	17.213
12	107 MARINO Angelo	17.275
13	129 DAMANTE Emilio	17.414




ACI Racing Weekend Pergusa, 8-9 Giugno 2024
TCR Italy DSG - Analisi Tempi Race 1

Pergusa 4.950 m

Start at 10:19'23.736

1 / 2

102 G. FANTILLI (1'47.822)							
Lap	Seg.1	Seg.2	Seg.3	Seg.4	Lap Time	km/h	Local Time
1		36.760	15.155	17.785	2'02.930	226,4	10:21'26.666
2	42.553	53.305	31.464	31.701	2'39.023	80,6	10:24'05.689
3	1'18.813	1'17.327	43.695	57.018	4'16.853	48,2	10:28'22.542
4	1'43.749	1'48.223	52.089	30.469	4'54.530	95,8	10:33'17.072
5	42.721	45.528	26.587	23.624	2'18.460	107,0	10:35'35.532
6	1'10.487	1'03.523	33.570	26.857	3'14.437	124,3	10:38'49.969
7	41.980	36.073	15.221	17.290	1'50.564	232,8	10:40'40.533
8	41.691	35.538	15.074	17.631	1'49.934	223,1	10:42'30.467
9	41.398	35.453	15.395	17.453	1'49.699	214,3	10:44'20.166
10	40.821	35.488	15.021	17.357	1'48.687	221,8	10:46'08.853
11	40.579	34.966	15.064	17.213	1'47.822	217,3	10:47'56.675
12	41.032	35.372	15.181	17.748	1'49.333	231,8	10:49'46.008
Race Time 30'22.272							

107 A. MARINO (2'39.589)							
Lap	Seg.1	Seg.2	Seg.3	Seg.4	Lap Time	km/h	Local Time
1		33.363	14.980	17.275	1'54.188	238,4	10:21'17.924
2	41.378	54.603	31.360	32.248	2'39.589	101,6	10:23'57.513
3	1'19.121	1'16.969	41.509	53.885	4'11.484	59,1	10:28'08.997
4	1'45.130	1'47.369	56.511	1'34.088	6'03.098P	60,1	10:34'12.095
5	1'05.979	39.016	16.628	21.220	2'22.843P	177,0	10:36'34.938
6	49.476	45.503	31.838			103,1	
Race Time 17'11.202							

108 E. MUCCIO (1'46.377)							
Lap	Seg.1	Seg.2	Seg.3	Seg.4	Lap Time	km/h	Local Time
1		35.204	15.332	17.122	1'58.892	235,8	10:21'22.628
2	41.866	52.033	31.121	32.454	2'37.474	106,8	10:24'00.102
3	1'18.619	1'17.594	42.064	54.849	4'13.126	58,2	10:28'13.228
4	1'44.418	1'48.845	53.259	33.548	5'00.070	69,3	10:33'13.298
5	41.169	40.252	31.909	20.884	2'14.214	139,4	10:35'27.512
6	1'13.840	1'04.103	34.018	26.510	3'18.471	98,7	10:38'45.983
7	41.086	33.569	14.834	16.888	1'46.377	238,9	10:40'32.360
8	42.993						
Race Time 21'08.624							

111 M. ROCCADELLI							
Lap	Seg.1	Seg.2	Seg.3	Seg.4	Lap Time	km/h	Local Time
1		34.985					
Race Time 8.:06'.2.4							

119 P. PALANTI (1'47.095)							
Lap	Seg.1	Seg.2	Seg.3	Seg.4	Lap Time	km/h	Local Time
1		36.304	15.449	18.151	2'02.736	235,3	10:21'26.472
2	42.087	53.103	31.053	32.016	2'38.259	84,4	10:24'04.731
3	1'18.589	1'17.345	42.303	56.991	4'15.228	46,1	10:28'19.959
4	1'44.897	1'48.191	52.185	30.890	4'56.163	107,5	10:33'16.122
5	43.123	45.549	26.496	23.400	2'18.568	104,0	10:35'34.690
6	1'11.021	1'03.157	33.550	26.809	3'14.537	122,6	10:38'49.227
7	42.090	35.505	15.249	17.852	1'50.696	234,8	10:40'39.923
8	41.941	35.365	15.438	17.510	1'50.254	233,3	10:42'30.177
9	41.268	35.389	15.402	17.353	1'49.412	234,8	10:44'19.589
10	40.729	35.215	15.021	17.626	1'48.591	233,8	10:46'08.180
11	40.781	34.912	15.404	17.143	1'48.240	234,3	10:47'56.420
12	40.789	33.652	15.201	17.453	1'47.095	236,3	10:49'43.515
Race Time 30'19.779							

123 F. ANTONELLO (1'47.303)							
Lap	Seg.1	Seg.2	Seg.3	Seg.4	Lap Time	km/h	Local Time
1		35.043	15.378	17.342	1'58.579	232,8	10:21'22.315
2	42.556	52.514	31.411	32.080	2'38.561	99,4	10:24'00.876
3	1'18.447	1'17.584	42.380	55.262	4'13.673	53,7	10:28'14.549
4	1'43.944	1'48.677	53.021	33.532	4'59.174	67,6	10:33'13.723
5	42.586	40.136	31.377	21.315	2'15.414	121,9	10:35'29.137
6	1'12.807	1'04.179	34.166	26.318	3'17.470	108,2	10:38'46.607

7	42.151	35.314	15.298	17.095	1'49.858	234,3	10:40'36.465
8	41.864	34.960	15.162	17.291	1'49.277	234,8	10:42'25.742
9	41.236	34.699	15.087	17.159	1'48.181	235,3	10:44'13.923
10	40.977	34.339	15.251	16.736	1'47.303	236,3	10:46'01.226
11	41.176	34.336	15.134	17.414	1'48.060	235,3	10:47'49.286
12	41.125	34.566	15.043	17.819	1'48.553	235,8	10:49'37.839
Race Time 30'14.103							

129 E. DAMANTE (1'48.393)							
Lap	Seg.1	Seg.2	Seg.3	Seg.4	Lap Time	km/h	Local Time
1		36.353	15.417	18.065	2'02.100	232,8	10:21'25.836
2	42.544	52.532	31.233	31.804	2'38.113	82,2	10:24'03.949
3	1'18.597	1'17.429	42.251	56.941	4'15.218	47,7	10:28'19.167
4	1'44.369	1'48.265	52.642	31.311	4'56.587	94,2	10:33'15.754
5	42.934	44.215	27.369	22.970	2'17.488	116,6	10:35'33.242
6	1'11.762	1'03.231	33.564	26.824	3'15.381	119,9	10:38'48.623
7	41.728	36.081	15.351	17.867	1'51.027		10:40'39.650
8	41.628	35.443	15.203	17.935	1'50.209	233,3	10:42'29.859
9	41.118	35.296	15.278	17.642	1'49.334		10:44'19.193
10	40.727	35.280	15.154	17.414	1'48.575		10:46'07.768
11	40.740	34.816	15.106	17.731	1'48.393	231,3	10:47'56.161
12	41.037	36.064	15.271	18.036	1'50.408	230,3	10:49'46.569
Race Time 30'22.833							

131 P. SILVESTRINI (1'45.030)							
Lap	Seg.1	Seg.2	Seg.3	Seg.4	Lap Time	km/h	Local Time
1		33.818	15.161	16.666	1'55.048	236,8	10:21'18.784
2	40.768	56.288	31.253	32.255	2'40.564	102,2	10:23'59.348
3	1'18.762	1'17.286	42.054	54.443	4'12.545	55,2	10:28'11.893
4	1'44.486	1'48.867	53.737	29.934	4'57.024	67,1	10:33'08.917
5	40.850	37.262	33.579	24.874	2'16.565	97,5	10:35'25.482
6	1'14.997	1'04.236	33.698	26.932	3'19.863	85,5	10:38'45.345
7	41.190	33.240	14.699	16.833	1'45.962	236,3	10:40'31.307
8	40.425	33.490	14.768	16.761	1'45.444	230,8	10:42'16.751
9	40.236	33.488	14.717	16.948	1'45.389	234,3	10:44'02.140
10	40.250	33.519	14.698	16.636	1'45.103	239,5	10:45'47.243
11	40.776	32.876	14.676	16.831	1'45.159	234,8	10:47'32.402
12	40.189	33.225	14.754	16.862	1'45.030	235,8	10:49'17.432
Race Time 29'53.696							

139 L. VERDI (1'44.532)							
Lap	Seg.1	Seg.2	Seg.3	Seg.4	Lap Time	km/h	Local Time
1		34.141	14.929	16.725	1'51.888	237,9	10:21'15.624
2	39.897	54.702	31.571	31.455	2'37.625	101,1	10:23'53.249
3	1'18.886	1'17.989	42.072	52.211	4'11.158	59,5	10:28'04.407
4	1'46.692	1'46.033	45.334	27.006	4'45.065	99,6	10:32'49.472
5	40.859	40.783	43.707	25.658	2'31.007	103,9	10:35'20.479
6	1'16.858	1'04.361	34.040	27.183	3'22.442	89,3	10:38'42.921
7	40.679	33.565	14.764	16.824	1'45.832	240,0	10:40'28.753
8	39.766	33.376	14.713	16.677	1'44.532	238,9	10:42'13.285
9	40.101	33.665	14.822	16.979	1'45.567	238,4	10:43'58.852
10	39.890	33.827	14.811	16.885	1'45.413	235,8	10:45'44.265
11	39.879	34.096	14.801	16.951	1'45.727	237,4	10:47'29.992
12	39.940	33.520	14.729	17.568	1'45.757	234,3	10:49'15.749
Race Time 29'52.013							

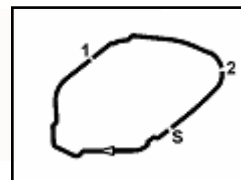
167 A. FAZIOLI (1'47.712)							
Lap	Seg.1	Seg.2	Seg.3	Seg.4	Lap Time	km/h	Local Time
1		36.007	15.367	17.600	2'00.990	234,3	10:21'24.726
2	41.434	53.914	31.092	32.009	2'38.449	89,3	10:24'03.175
3	1'18.455	1'17.627	42.174	56.481	4'14.737	45,9	10:28'17.912
4	1'44.258	1'48.250	52.777	32.299	4'57.584	82,3	10:33'15.496
5	42.103	44.433	27.407	23.135	2'17.078	121,5	10:35'32.574
6	1'11.793	1'03.099	33.783	26.578	3'15.253	111,6	10:38'47.827
7	41.977	35.822	15.443	17.216	1'50.458		10:40'38.285
8	41.354	35.614	15.282	17.376	1'49.626	234,8	10:42'27.911

09/06/2024

P = Pits In/Out - C = Lap Time Cancelled

Powered by FICr PERUGIA TIMING





Pergusa 4.950 m

2 / 2

Race Time 29'55.029

ACI Racing Weekend Pergusa, 8-9 Giugno 2024
TCR Italy DSG - Analisi Tempi Race 1

Start at 10:19'23.736

9	40.806	34.734	15.037	17.135	1'47.712	235,8	10:44'15.623
10	41.767	44.389	18.675	23.104	2'07.935	160,5	10:46'23.558
11	47.770	45.778	20.827	24.243	2'18.618	153,8	10:48'42.176
12	55.290	48.556	22.211	26.642	2'32.699	142,9	10:51'14.875

Race Time 31'51.139

174 A. ALCIDI (1'45.160)

Lap	Seg.1	Seg.2	Seg.3	Seg.4	Lap Time	km/h	Local Time
1		33.894	15.193	16.701	1'53.085	233,8	10:21'16.821
2	40.562	54.160	31.206	31.698	2'37.626	102,8	10:23'54.447
3	1'18.708	1'18.082	41.860	52.708	4'11.358	60,9	10:28'05.805
4	1'46.477	1'46.570	44.680	26.965	4'44.692	101,4	10:32'50.497
5	40.722	42.874	42.614	26.168	2'32.378	94,7	10:35'22.875
6	1'15.540	1'04.032	34.101	27.219	3'20.892	87,0	10:38'43.767
7	40.709	34.072	15.157	16.662	1'46.600	235,8	10:40'30.367
8	40.012	33.507	15.177	16.708	1'45.404	233,8	10:42'15.771
9	40.247	33.516	15.022	16.734	1'45.519	233,3	10:44'01.290
10	40.177	33.675	14.990	16.575	1'45.417	232,8	10:45'46.707
11	40.373	33.403	14.991	16.513	1'45.280	232,3	10:47'31.987
12	40.248	33.171	15.138	16.603	1'45.160	231,3	10:49'17.147

Race Time 29'53.411

178 A. BERTON (1'47.667)

Lap	Seg.1	Seg.2	Seg.3	Seg.4	Lap Time	km/h	Local Time
1		35.597	15.359	17.549	1'59.789	234,8	10:21'23.525
2	42.620	52.709	31.694	31.221	2'38.244	90,8	10:24'01.769
3	1'18.407	1'17.732	42.520	55.192	4'13.851	46,5	10:28'15.620
4	1'44.459	1'48.635	52.798	33.506	4'59.398	76,0	10:33'15.018
5	41.705	43.942	28.200	23.135	2'16.982	111,8	10:35'32.000
6	1'11.891	1'02.845	33.974	26.523	3'15.233	110,5	10:38'47.233
7	41.770	35.673	15.249	17.799	1'50.491	215,1	10:40'37.724
8	41.491	35.441	15.180	17.554	1'49.666	234,3	10:42'27.390
9	40.742	34.828	15.122	17.161	1'47.853	235,3	10:44'15.243
10	40.425	35.062	15.217	17.386	1'48.090	233,8	10:46'03.333
11	40.603	34.624	15.057	17.383	1'47.667	235,3	10:47'51.000
12	40.792	34.693	15.186	18.329	1'49.000	225,5	10:49'40.000

Race Time 30'16.264

184 M. LANCELLOTTI (1'45.262)

Lap	Seg.1	Seg.2	Seg.3	Seg.4	Lap Time	km/h	Local Time
1		33.995	14.968	16.705	1'53.494	235,3	10:21'17.230
2	40.900	54.397	32.034	32.067	2'39.398	94,7	10:23'56.628
3	1'19.212	1'17.263	40.843	54.111	4'11.429	70,5	10:28'08.057
4	1'44.867	1'47.761	47.280	23.431	4'43.339	85,1	10:32'51.396
5	41.167	43.271	42.003	26.389	2'32.830	104,4	10:35'24.226
6	1'14.987	1'04.163	33.945	26.714	3'19.809	85,3	10:38'44.035
7	40.755	33.969	15.078	16.974	1'46.776	224,1	10:40'30.811
8	40.014	33.658	15.109	16.647	1'45.428	231,8	10:42'16.239
9	40.256	33.670	14.894	16.651	1'45.471	234,8	10:44'01.710
10	40.210	33.767	14.973	16.852	1'45.802	232,3	10:45'47.512
11	40.943	33.181	14.813	16.325	1'45.262	235,8	10:47'32.774
12	40.528	33.614	14.877	16.356	1'45.375	237,4	10:49'18.149

Race Time 29'54.413

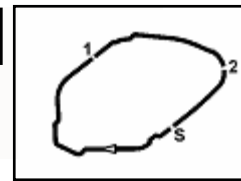
191 L. FRANCA (1'42.572)

Lap	Seg.1	Seg.2	Seg.3	Seg.4	Lap Time	km/h	Local Time
1		34.171	16.274	17.099	1'54.204	220,0	10:21'17.940
2	41.361	55.425	31.157	32.211	2'40.154	94,0	10:23'58.094
3	1'19.013	1'17.125	41.346	54.086	4'11.570	57,3	10:28'09.664
4	1'45.388	1'47.621	55.450	30.632	4'59.091	61,1	10:33'08.755
5	40.410	37.360	32.350	25.773	2'15.893	78,2	10:35'24.648
6	1'15.511	1'03.938	33.726	27.634	3'20.809	86,1	10:38'45.457
7	1'01.143	49.233	21.680	1'16.614	3'28.670P	152,5	10:42'14.127
8	50.025	33.387	15.007	16.735	1'55.154P	235,3	10:44'09.281
9	40.135	32.459	14.707	16.226	1'43.527	239,5	10:45'52.808
10	39.852	32.523	14.675	16.335	1'43.385	240,0	10:47'36.193
11	39.659	32.153	14.550	16.210	1'42.572	242,7	10:49'18.765

09/06/2024

P = Pits In/Out - C = Lap Time Cancelled





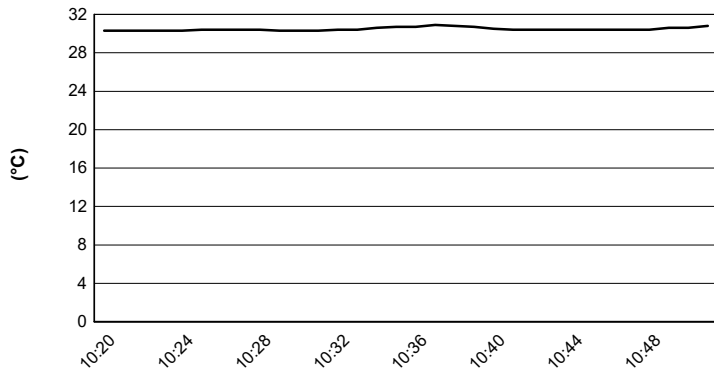
Pergusa 4.950 m

ACI Racing Weekend Pergusa, 8-9 Giugno 2024

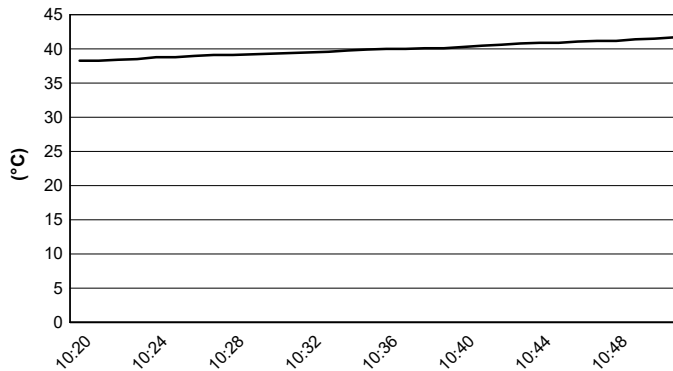
TCR Italy DSG - Meteo Race 1

Session started 10:20 - Session ended 10:51

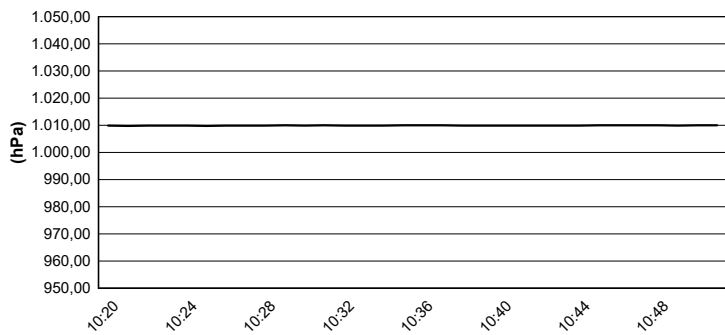
Air Temperature



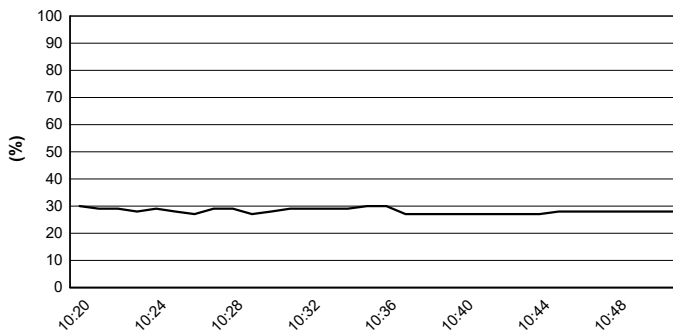
Track Temperature



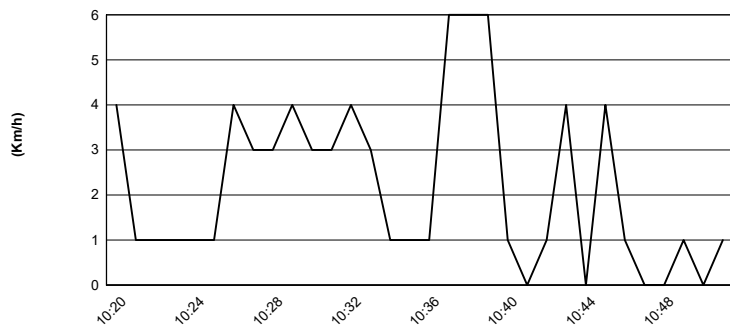
Air Pressure



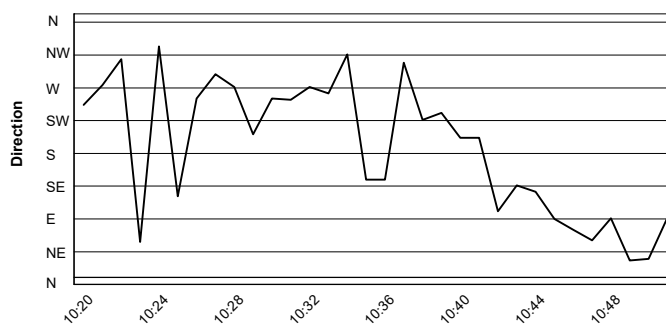
Humidity



Wind Speed



Wind Direction



09/06/2024





Pergusa 4.950 m

ACI Racing Weekend Pergusa, 8-9 Giugno 2024
TCR Italy DSG - Griglia Gara 1 (Duration: 28' +1 Lap)

102	FANTILLI G.	Cupra 1'49.282	119	PALANTI P.	Audi 1'48.650	7
129	DAMANTE E.	Cupra 1'48.369	167	FAZIOLI A.	Cupra 1'48.084	6
178	BERTON A.	Cupra 1'47.399	123	ANTONELLO F.	Cupra 1'46.545	5
108	MUCCIO E.	Volkswagen 1'44.709	131	SILVESTRINI P.	Audi 1'44.396	4
107	MARINO A.	Audi AC Racing 1'44.265	111	ROCCADELLI M.	Cupra 1'43.928	3
184	LANCELLOTTI M.	Cupra 1'43.791	174	ALCIDIA A.	Volkswagen Tuder Motorsport 1'43.775	2
191	FRANCA L.	Audi Aikoa Racing 1'43.257	139	VERDI L.	Audi Planet Motorsport 1'43.042	1

